



If you feel uncomfortable with soldered track connections there is another way to do the connections without solder. First use a Dremel with a cutoff wheel to make a notch in the rail that is the same depth as the diameter of the wire that you intend to use.




Next drill a hole through the track on either side of the notch.



Strip a couple of inches of insulation from the end of the wire and feed the end up through the bottom of the track. Make a U bend in the wire and feed the end of that down through the hole on the other end of the notch.



Twist the wire together under the track to complete the connection.



I used wire that was a little too big in diameter, so I filed it a little to get a smooth joint.

